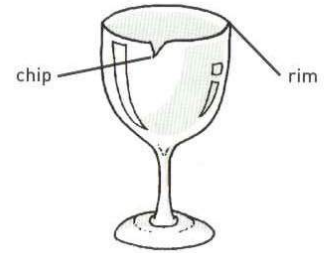




Mary went to the pantry to get some glasses for the table.



She noticed a crack on one glass.



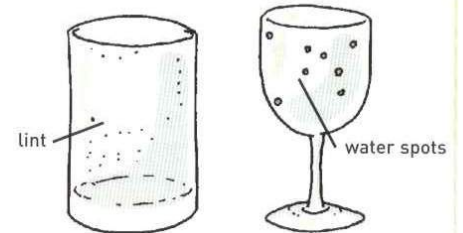
The rim of another glass was chipped.




She put these glasses into the discard bin.



Another glass with a lipstick stain on it needed to be washed again.



Some glasses had lint or water spots on them.



To polish these glasses, Mary filled a basin with very hot water.



Then she held a stained glass over the steam.



The steam moistened the glass.




She placed the wet glass on a clean cloth in one hand...



...and inserted the edge of the cloth into the glass with the other hand.



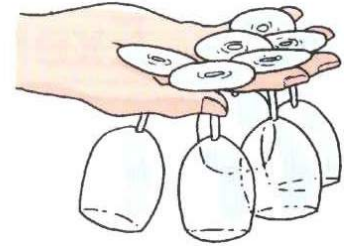
She rotated the glass until it was polished and sparkling.



Mary put the spotless glasses face down on a lined service tray.



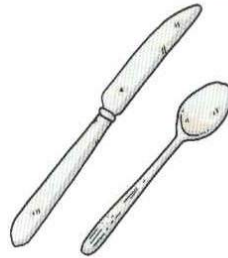
She positioned the stems of some wine glasses between her fingers so that...



...the base of each glass overlapped the next...



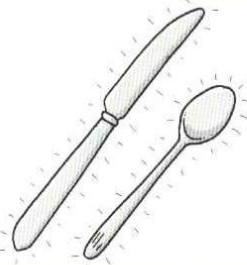
...and took them to the table.




Mary noticed that some cutlery looked dull.



She got a clean cloth, and polished it...



...until it was bright and shiny.



She saw a finger-print smudge on a knife...



...so she wiped off the mark with the polishing cloth.

Key Vocabulary

VERBS

discard
handle
hold
insert
moisten
need
notice
overlap
polish
position
rotate
wash

NOUNS

base
basin
bin
bottom
chip
cloth
crack
edge
glassware
lint
lipstick
mark
pantry

rim

smudge
stain
steam
stem
water spot

OTHERS

between
bright
broken
chipped
clean
cracked

dull

face-down
lined
polished
shiny
smudged
sparkling
spotless
stained

For Special Attention

- **chipped** [glass or crockery] – a glass or plate etc. which has a small piece broken off from its edge or rim
- **cracked** [glass etc.] – a glass etc. that shows a line along which it has broken. The item is still in one piece.
- **broken** [glass etc.] – the item is damaged and in pieces
- **lint** = dust-like bits of fabric that cloth sometimes leaves on glasses
- **water spot** = a stain that water sometimes makes when it dries on a surface
- **lipstick stain** = a stain on a glass made when someone wearing lipstick drinks from the glass
- **discard bin** – a container for broken, chipped or cracked items
- **lined service tray** = a tray that has a clean cloth on it
- **face down** = upside down
- **rotate** = turn something in a circular direction







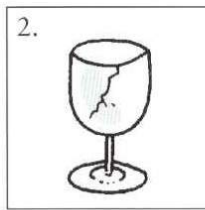
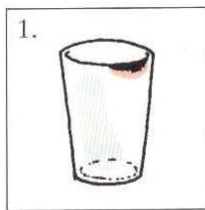
UNIT 14 Exercises

1. Find all the words in the box that tell you what is wrong with glassware or cutlery.



heavy	stained	broken	strong	loud	dirty
rude	cracked	long	large	chipped	smudged

2. Match the words you have chosen above with the pictures below.



1. _____

2. _____

3. _____

4. _____

5. _____

6. _____

3. Put a ✓ next to the words that describe glassware or cutlery which is ready to be used.

- | | |
|-------------|--------------|
| 1. spotless | 6. shiny |
| 2. bright | 7. sharp |
| 3. soft | 8. sparkling |
| 4. polished | 9. round |
| 5. smooth | 10. pleasant |

4. Choose the right word from the list on the right and fill in the blanks below.





notice	rotate	inserted	face down	lined	overlapped
--------	--------	----------	-----------	-------	------------

- He _____ a fork into the meat to see if the meat was cooked.
- She positioned some wine glasses between her fingers so that the base of each glass _____ the next.
- To polish a glass, you must hold the glass on a cloth and _____ it against the cloth.
- The tray was _____ with a cloth to protect the glasses.
- Glasses are placed _____ on a tray to protect them from dust.
- When the head-waiter passed the table he _____ that the guests did not have a menu.



5. Pick a word from the box for each blank in the passage below.



smudges	rim	lipstick stain	polishing	fingerprint	hold	chip
lint	moistened	polish	handle	water-spots	steam	base
between	dull	basin	discard bin	face-down	washed	



The restaurant manager was very angry! When he inspected the tables, he found a glass which had a

1.  on it. That glass had to be 2.  again.

Another glass had many 3.  on it, and two other glasses had


4.  on them. He made a waiter 5.  these

glasses over a 6.  of hot water. The 7.  from

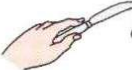

the water 8.  the glasses. Then the waiter had to 9. 


the glasses until they were spotless and sparkling. The manager became really angry when he saw a glass that had a


10.  on its 11. . He told one of the waiters to put this

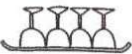

glass into the 12. . He also saw some cutlery that was 13. _____

 and needed 14. . He instructed the waiters to 15. _____

 cutlery carefully so that there would be no 16.  17. _____

 on it. The manager also reminded the waiters to hold a wine glass by its 18. _____

 or stem when placing it on the table. The glasses are carried to the tables 19. _____

 on a tray or with their stems positioned 20.  the waiter's fingers.