

6 Google Translate

Since the Internet is a global phenomenon, it goes without saying that people are using it in many different languages, although currently most web pages are in English. According to the estimates of the world online population by language for 2010, China has the most Internet users amongst the various countries and hence the usage of language Mandarin is more than other languages like Spanish, French, Italian, German etc. Even though English is the most common language on the Internet the rate at which the number of users are growing is far less for English than Spanish, Chinese, Russian and Arabic. This just goes to show how the foreign language Internet is rapidly expanding. See Figure 6.1. (Image Source: http://en.wikipedia.org/wiki/Global_Internet_usage)

Position	Language	Internet users	% of all
1	English	536,564,837	27.3
2	Chinese (Mandarin)	444,948,013	22.6
3	Spanish	153,309,074	7.8
4	Japanese	99,143,700	5.3
5	Portuguese	82,548,200	4.3
6	German	75,158,584	4.0
7	Arabic	65,365,400	3.3
8	French	59,779,525	3.2
9	Russian	59,700,000	2.5
10	Korean	39,440,000	2.1

Figure 6.1 Internet Users By Language

The presence of these other languages on the Internet makes the need for translation of these web pages or documents, from one language to another, quite obvious. This is where Google Translate comes to your aid.

Google Translate offers free translation service that you can use for instant translations between 58 different languages. You can use this service to translate individual words, sentences and web pages between any combinations of the supported languages. Google Translate is a very useful tool as it makes information accessible universally, regardless of the language in which it is written.

The Google Translate tab is available on the top Navigation bar on the Google home page and can be accessed directly from there or at <http://translate.google.com/>.

The Google Translate home page is very simple and easy to comprehend. See Figure 6.2. You can choose the languages that you wish to translate from the boxes provided on the top with the help of the drop down menu. Select the appropriate language that you wish to translate and also the language that you wish to translate it into and then paste the words, sentence or page (that you wish to translate) in the empty white box provided below the buttons.

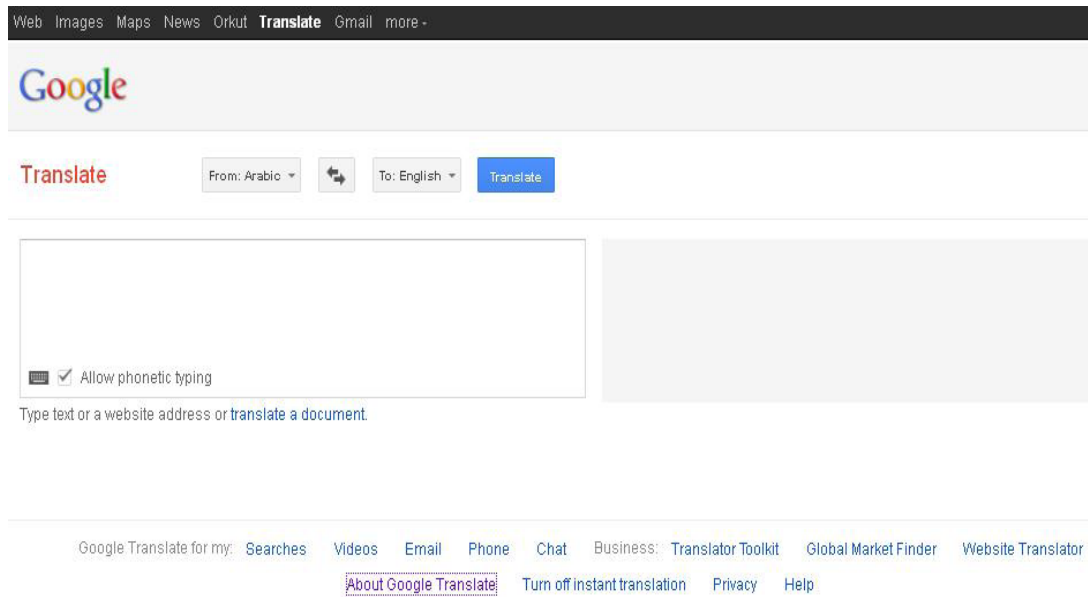


Figure 6.2 Google Translate Home Page

As you can see from the figure 6.2 above, you have three options, you can either type the text directly into the box, give the website address, or even translate a document from your computer. Once you are done, the translated text will be displayed in the grey box seen alongside.



Google Translate service can be used by individuals to translate their **searches, videos, email, phone** and **chat** as well. For businesses, Google has provided additional **Translator Toolkit, Global Market Finder** and **Website Translator**. The links to these services are provided at the bottom of the page as seen in figure 6.2.

There is also an option for phonetic typing available in the box, so one can also translate speech in this manner.

From the drop down menu of the languages available for translation you will be able to choose from a list of the following 58 languages currently supported by Google. See Figure 6.3 below.



Figure 6.3 Languages Currently Supported by Google for Translation

6.1 Google Translated Search

Google offers you the option to search for the best results by using the “*translated search*” option in Google Search. It determines which languages have the best information for your query and translates web results from those languages back to yours. This feature comes really handy especially when you search for a term in a foreign language on Google search as you may encounter search results, which are not in your native language.

A link “*Translate this page*” is shown alongside the search result, which can be used to view a machine translation of the page on Google Translate. You can also translate directly from the google search results page without leaving the page. All you need to do is type your translation query directly into the search box and see the translation result appear immediately. See Figures 6.4 (a, b & c) below.



Figure 6.4(a) Google Translated Search

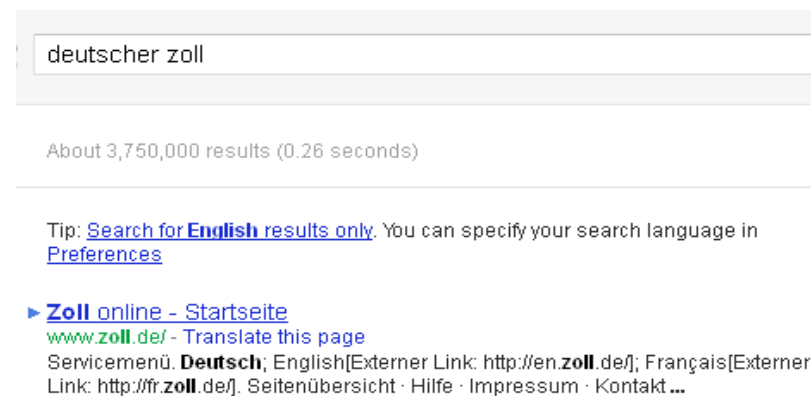





Figure 6.4(b) "Translate this page" links



Figure 6.4(c) Translate directly from Google Search

6.2 Translate Video, Email and Chat

Google Translate also helps with the translation of sub-titles or captions in a You Tube video, provided the captions were enabled while uploading the video. Videos with captions display this small logo at the bottom of the player:  If you want to switch on the subtitles, just click on the button. The sub-titles will be shown in the default language. If you want to choose some other language then click on the  button again and in the resulting pop-up window select *Translate Caption*, a new dialogue box will open and you can choose the language you want to see the subtitles in.

If you use Gmail, it can automatically translate foreign email messages into your own language. Just enable ‘**Message translation**’ in Gmail Labs by first clicking the gear icon  in the upper-right, selecting **Mail Settings** and clicking on **Labs** tab. After you have selected the “**Enable**” radio button next to it, you can select **Save Changes**. Now you are all set, so that the next time you receive a message in a foreign language you’ll see a header at the top of the message with a link that says **Translate message**. Click this and your message will be translated inline (no need to open a new tab or window). Similarly, you can also translate entire conversations by clicking on **Translate conversation** next to the globe icon on the right side of the conversation. One can easily change the default language settings of messages by clicking on the **General** tab of your Gmail settings and checking the box next to the **Enable** message translation and setting the default display language to the one you desire.

While in Gmail, you can also have a multilingual chat with your overseas friends. All you need to do is to just add the **Google Translate Chat Bot** to your friends list using Google Talk and break down the language barrier. You can use any of the two chat bots to help translate the chat in real time. Google provides a list of the chat bots used for various languages for this purpose. To use a bot, add it to your friends list and send it the message that you want translated. If you’re using the *Google Talk Gadget*, you can also get your conversation translated by inviting a bot to a group chat with a friend. Don’t forget to add @bot.talk.google.com to your friends list to use this feature.